






Signs and symbols

-  Ground absorption
-  Calculation area
-  Emission line
-  Surface

Levels in dB(A)



1 : 1292

